



Hi (Firstname),

There were mixed results for stocks last week as upbeat economic data and a critical Q2 corporate report shaped the week.

The Dow Jones Industrial Average rose 0.94 percent, while the Standard & Poor's 500 Index increased 0.24 percent. The Nasdaq Composite lagged, falling 0.92 percent. The MSCI EAFE Index, which tracks developed overseas stock markets, gained 0.35 percent.^{1,2}

Key Economic Data

Markets began the week quiet as investors awaited Q2 earnings from Nvidia, the world's most influential name in artificial intelligence.

The chipmaker—the second largest stock in the S&P 500 by market capitalization—clipped on the news, putting pressure on the Nasdaq and S&P 500. (The Nasdaq and S&P 500 are market-weighted averages, so larger companies have an outsized impact.)³

Nvidia is mentioned to show its influence on the overall stock market. It should not be considered a solicitation for the purchase or sale of the company.

On Thursday, an upward revision in Gross Domestic Product (GDP) data boosted markets, although stocks fell later in the day. Friday's Personal Consumption and Expenditures (PCE) data seemed to confirm that inflation remained tame, welcome news for investors who are anticipating the Fed may adjust rates in September.⁴



YCHARTS Weekly Market Insights (WMI)

Major Index Return Summary

| Name | 1M TR | YTD TR | 1Y TR | 5Y TR |
|-------------------------------------|--------------|---------------|---------------|---------------|
| Dow Jones Industrial Average | 2.17% | 11.07% | 21.02% | 73.96% |
| MSCI EAFE | 4.86% | 12.16% | 20.31% | 55.45% |
| Nasdaq Composite | 0.93% | 17.24% | 26.57% | 128.7% |
| S&P 500 | 2.49% | 18.32% | 26.18% | 107.3% |

S&P 500 Daily Close



10-Year Note Review

| Indicator Name | Latest Value | 1M Ago | 1M Change |
|------------------------------|--------------|--------|-----------|
| 10 Year Treasury Rate | 3.91% | 4.15% | -5.78% ▼ |
| 08/30/24 | | 4.55% | -14.07% ▼ |
| | | 4.12% | -5.10% ▼ |

Source: YCharts.com, August 31, 2024. Weekly performance is measured from Tuesday, August 27, to Friday, August 30. TR = total return for the index, which includes any dividends as well as any other cash distributions during the period. Treasury note yield is expressed in basis points.

Softer Landing in Focus?

Several pieces of data helped build a narrative that the economy may be coming in for a soft landing.

Second-quarter GDP growth was revised upward, from 2.8 percent to 3.0 percent. That's an improvement from Q1 GDP, which rose 1.4 percent. Some market watchers were concerned about the Q2 revision after pending home sales in July hit its lowest monthly level in 23 years.⁵

Meanwhile, the Federal Reserve's preferred measure of inflation, the PCE Index, came in 0.2 percent higher in July—in line with expectations. Core PCE inflation, which the Fed tracks closely, edged up 0.2 percent—also in line with forecasts.⁶

This Week: Key Economic Data

Tuesday: ISM Manufacturing Index. Construction Spending.

Wednesday: International Trade in Goods and Services. Motor Vehicle Sales. Factory Orders.

Thursday: Jobless Claims. ADP Employment Report.

Friday: Employment Situation. Fed Official John Williams speaks.

Source: Investors Business Daily - Econoday economic calendar; August 30, 2024

The Econoday economic calendar lists upcoming U.S. economic data releases (including key economic indicators), Federal Reserve policy meetings, and speaking engagements of Federal Reserve officials. The content is developed from sources believed to be providing accurate information. The forecasts or forward-looking statements are based on assumptions and may not materialize. The forecasts also are subject to revision.

This Week: Companies Reporting Earnings

Wednesday: Hewlett Packard Enterprise Company (HPE), Dollar Tree, Inc. (DLTR)

Thursday: Broadcom Inc. (AVGO)

Source: Zacks, August 30, 2024

Companies mentioned are for informational purposes only. It should not be considered a solicitation for the purchase or sale of the securities. Investing involves risks, and investment decisions should be based on your own goals, time horizon, and tolerance for risk. The return and principal value of investments will fluctuate as market conditions change. When sold, investments may be worth more or less than their original cost. Companies may reschedule when they report earnings without notice.



FOOD FOR THOUGHT

"Nothing will ever be attempted, if all possible objections must be first overcome."

– Samuel Johnson



TAX TIP

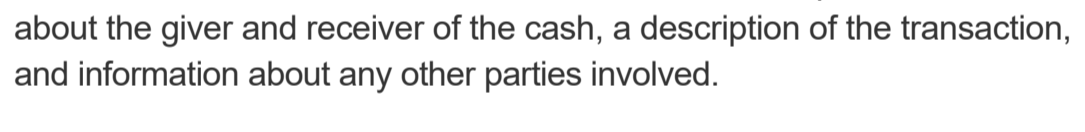
Reporting Cash Payments

Individuals, companies, corporations, partnerships, associations, trusts, and estates must report cash transactions of more than \$10,000. These cash payments can include jewelry sales, a gift from a family member, an overseas purchase, or any other cash transaction. You also need to report cash payments received in one lump sum, in two or more related payments within 24 hours, or as part of a single transaction or two or more transactions in the previous year.

All you need to do is file Form 8300, Report of Cash Payments Over \$10,000 Received in a Trade or Business. The form requires information about the giver and receiver of the cash, a description of the transaction, and information about any other parties involved.

**This information is not intended to be a specific, individualized tax advice. We suggest that you discuss your specific tax issues with a qualified tax professional.*

Tip adapted from IRS.gov⁷



HEALTHY LIVING TIP

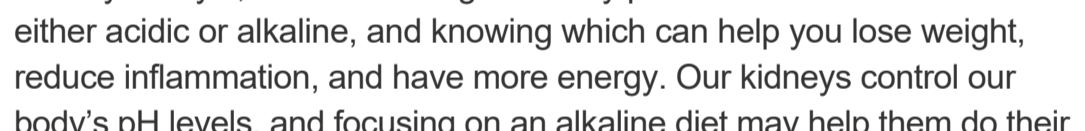
What Are Alkaline Foods, and How Can They Benefit You?

Eating healthy foods and exercising are two primary components of a healthy lifestyle, but maintaining a healthy pH is another. All foods are either acidic or alkaline, and knowing which can help you lose weight, reduce inflammation, and have more energy. Our kidneys control our body's pH levels, and focusing on an alkaline diet may help them do their job more efficiently.

Alkaline foods include legumes, vegetables, fruits, nuts, and natural fats. An alkaline-based diet focuses more on these foods and less on processed foods, dairy, grains, and alcohol, all of which are acidic.

While there's still some debate over whether the alkaline diet is all it's cracked up to be, it may offer more health benefits because it is rooted in eating whole, unprocessed foods.

Tip adapted from Healthline⁸



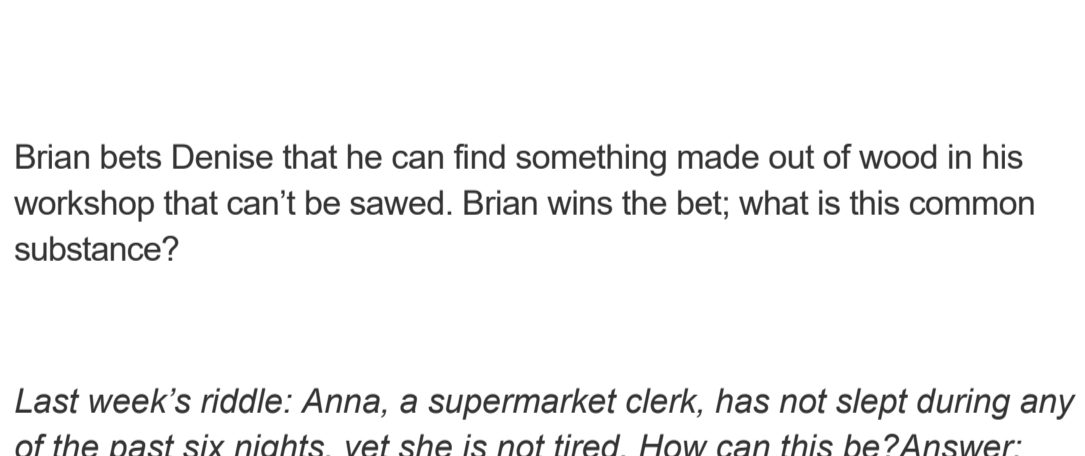
WEEKLY RIDDLE

Brian bets Denise that he can find something made out of wood in his workshop that can't be sawed. Brian wins the bet; what is this common substance?

Last week's riddle: Anna, a supermarket clerk, has not slept during any of the past six nights, yet she is not tired. How can this be? Answer: Anna sleeps in the daytime.



PHOTO OF THE WEEK



Western Arctic caribou herd
National Petroleum Reserve, Alaska, United States

Footnotes and Sources

1. The Wall Street Journal, August 30, 2024
2. Investing.com, August 30, 2024
3. CNBC.com, August 28, 2024
4. The Wall Street Journal, August 30, 2024
5. The Wall Street Journal, August 29, 2024
6. CNBC.com, August 30, 2024
7. IRS.gov, May 8, 2024
8. Healthline.com, May 8, 2024



Gregory Anderson
gregory@grandersonwealth.com
303-228-3160

GRAnderson Wealth Management Group, Inc.
Chief Investment Officer

<http://grandersonwealth.com/>

Investing involves risks, and investment decisions should be based on your own goals, time horizon, and tolerance for risk. The return and principal value of investments will fluctuate as market conditions change. When sold, investments may be worth more or less than their original cost.

The forecasts or forward-looking statements are based on assumptions, may not materialize, and are subject to investment without notice.

The market indexes discussed are unmanaged, and generally, considered representative of their respective markets. Index performance is not indicative of the past performance of a particular investment. Indexes do not incur management fees, costs, and expenses. Individuals cannot directly invest in unmanaged indexes. Past performance does not guarantee future results.

The Dow Jones Industrial Average is an unmanaged index that is generally considered representative of large-capitalization companies on the U.S. stock market. Nasdaq Composite is an index of the common stocks and similar securities listed on the NASDAQ stock market and is considered a broad indicator of the performance of technology and growth companies. The MSCI EAFE Index was created by Morgan Stanley Capital International (MSCI) and serves as a benchmark of the performance of major international equity markets, as represented by 21 major MSCI indexes from Europe, Australia, and Southeast Asia. The S&P 500 Composite Index is an unmanaged group of securities that are considered to be representative of the stock market in general.

U.S. Treasury Notes are guaranteed by the federal government as to the timely payment of principal and interest. However, if you sell a Treasury Note prior to maturity, it may be worth more or less than the original price paid. Fixed income investments are subject to various risks including changes in interest rates, credit quality, inflation risk, market valuations, prepayments, corporate events, tax ramifications and other factors.

International investments carry additional risks, which include differences in financial reporting standards, currency exchange rates, political risks unique to a specific country, foreign taxes and regulations, and the potential for illiquid markets. These factors may result in greater share price volatility.

Please consult your financial professional for additional information.

This content is developed from sources believed to be providing accurate information. The information in this material is not intended as tax or legal advice. Please consult legal or tax professionals for specific information regarding your individual situation. This material was developed and produced by FMG Suite to provide information on a topic that may be of interest. FMG is not affiliated with the named representative, financial professional, Registered Investment Advisor, Broker-Dealer, nor state- or SEC-registered investment advisory firm. The opinions expressed and material provided are for general information, and they should not be considered a solicitation for the purchase or sale of any security.

Copyright 2024 FMG Suite.

GRAnderson Wealth Management Group, Inc. is an independent financial consulting group that provides personal full-service financial planning and investment management to individuals, families, professionals and businesses. GRAnderson Wealth Management Group, Inc. is a Registered Investment Advisor. This is neither a solicitation nor an offer to buy or sell any securities. Solicitation can only be made by prospectus. All investments bear risk. Consult your tax or legal professional before implementing any strategy.

This informational email is an advertisement and you may opt out of receiving future emails. To opt out, please click the "Unsubscribe" link below.

This message was sent by
GRAnderson Wealth Management Group, Inc.
303-228-3160
501 South Cherry Street
11th Floor
Denver, CO 80246

[Unsubscribe](#)